

OPTIONS

Construction:

- carbon steel (s235Jr)

Mounting method:

- to screw

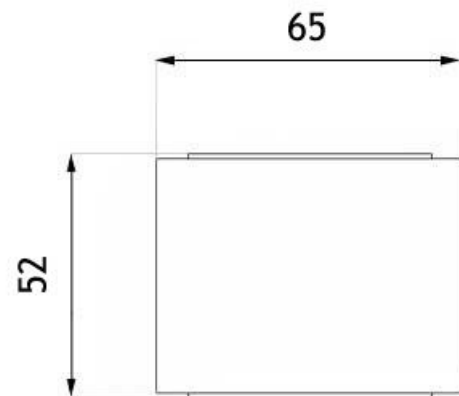
Contribution:

- galvanized sheet insert

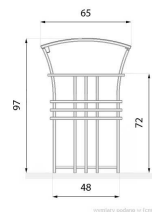
DESCRIPTION

The Szczepanski basket 03.040 and Szczepanski bench 02.084 were crafted specifically for the refurbishment of Szczepanski Square in Krakow. Their designs align with the distinctive Art Nouveau style of the nearby structures. The featured basket is constructed from black steel and includes a galvanized sheet metal liner secured with a unique lock. The Szczepanski basket is a distinctive model that is sure to highlight the unique aesthetic of any setting.





wymiary podane w [cm]



GENERAL TECHNICAL DATA

Dimensions:

- width: 25 1/2 in
- height: 38 1/4 in
- thickness: 20 1/2 in

Weight:

- 88 lb


Capacity:

- capacity: 15 3/4 gal

Materials:

- galvanized sheet insert
- steel profiles
- stainless steel ashtray
- steel sheets

ZANO



Product:
Szczepanski garbage can
Catalog number: **03.040**
Designer: Tomasz Szpytma

In accordance with the Polish Law on Copyright and Related Rights of 04.02.1994 (Official Journal of Laws No. 24, item 83, corrected: Journal of Laws No. 43, item 170) and in accordance with the EU copyright legislation including all EU directives and regulations on copyright, Zano Mirosław Zarotynski Company, reserves the copyright of drawings, descriptions, 3D models, renderings, graphics, content contained in offers, attachments to offers and all other documents. Its content is the intellectual property of ZANO Mirosław Zarotynski company. The use of author's ideas, solutions, copying, distribution of photos, graphics or fragments of graphics, descriptive texts, for profit, without the permission of the author - ZANO Mirosław Zarotynski company - is prohibited and constitutes a copyright infringement and is punishable.

NOTE: The drawings do not reflect the actual dimensions of the foundation. These are only sample installation diagrams taking into account the type of anchoring and the material of the substrate to which to attach the furniture.

The size of the foundation depends on local foundation conditions.



INSTALLATION TO PAVING WITH FOUNDATION

Installation description

1. ZANO product
2. Quick-attachment / quick-attachment or chemical anchor
3. Stone paving / concrete paving / stone slabs / concrete slabs
4. Sand ballast (approximately 2 - 4 cm)
5. Stone aggregate substructure
6. Concrete foundation of C16/20 class (top surface of concrete 10 cm below paving surface)
7. Local land



MOUNTING TO PAVING

Installation description

1. ZANO product
2. Quick-attachment / quick-attachment or chemical anchor
3. Stone paving / concrete paving / stone slabs / concrete slabs
4. Sand ballast (approximately 2 - 4 cm)
5. Stone aggregate substructure
6. Local land



MOUNTING TO CONCRETE / ASPHALT

Installation description

1. ZANO product
2. Quick-attachment / quick-attachment or chemical anchor
3. Fixed restrained surface, such as concrete or asphalt
4. Concrete foundation of C16/20 class (top surface of concrete 10 cm below paving surface)
5. Stone aggregate substructure
6. Sand ballast (approximately 2 - 4 cm)
7. Local land



MOUNTING TO CONCRETE FOUNDATION

Installation description

1. ZANO product
2. Quick-attachment / quick-attachment or chemical anchor
3. Concrete foundation of C16/20 class (top surface of concrete 10 cm below paving surface)
4. Local land