



OPTIONS

Construction:

- carbon steel (s235Jr)
- stainless steel (Aisi 304)

Seat and backrest:


- European coniferous wood
- hardwood of European origin
- oiled exotic wood
- premium exotic wood

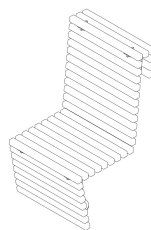

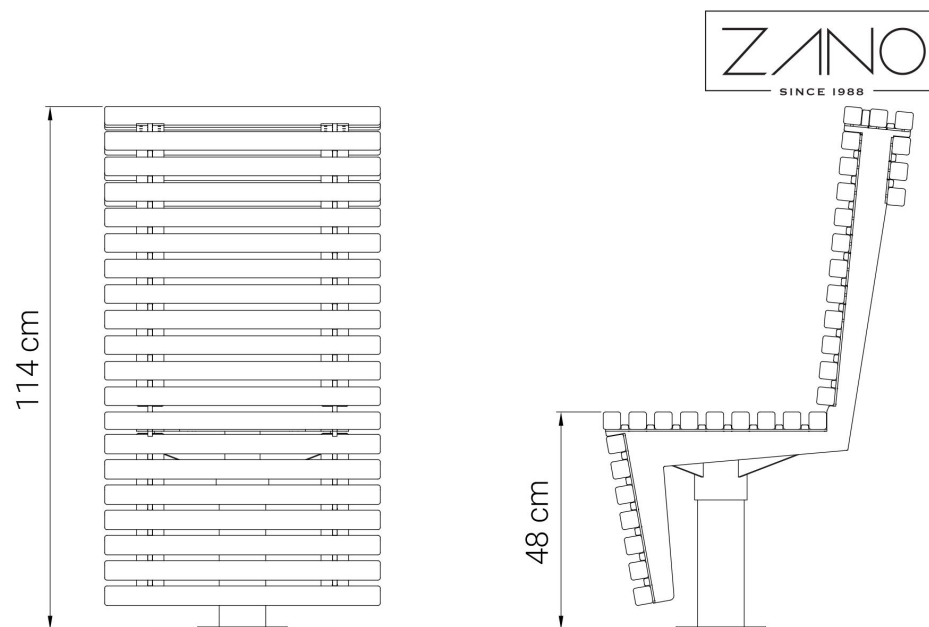
Mounting method:

- to screw

DESCRIPTION

The Flash swivel armchair illustrates that urban furniture pieces are increasingly mirroring home furnishings. This contemporary bench, part of the popular Flash series and the Modern line, features numerous wooden slats and stands out for its creativity and craftsmanship. True to its name, the model rotates, expanding its placement options. Constructed from stainless steel or black-coated options, and premium wood like spruce, pine, or optionally exotic varieties, it is secured with anchoring.





GENERAL TECHNICAL DATA

Dimensions:

- width: 23 1/2 in
- height: 43 1/4 in
- depth: 28 in

Weight:

- 99 lb

Materials:

- wood
- stainless or carbon steel

ZANO



M. Welmiński

Product: Flash swivel chair
Catalog number: **02.625**
Designer:
Mateusz Welmiński

In accordance with the Polish Law on Copyright and Related Rights of 04.02.1994 (Official Journal of Laws No. 24, item 83, corrected: Journal of Laws No. 43, item 170) and in accordance with the EU copyright legislation including all EU directives and regulations on copyright, Zano Mirosław Zarotynski Company, reserves the copyright of drawings, descriptions, 3D models, renderings, graphics, content contained in offers, attachments to offers and all other documents. Its content is the intellectual property of ZANO Mirosław Zarotynski company. The use of author's ideas, solutions, copying, distribution of photos, graphics or fragments of graphics, descriptive texts, for profit, without the permission of the author - ZANO Mirosław Zarotynski company - is prohibited and constitutes a copyright infringement and is punishable.

NOTE: The drawings do not reflect the actual dimensions of the foundation. These are only sample installation diagrams taking into account the type of anchoring and the material of the substrate to which to attach the furniture.

The size of the foundation depends on local foundation conditions.



INSTALLATION TO PAVING WITH FOUNDATION

Installation description

1. ZANO product
2. Quick-attachment / quick-attachment or chemical anchor
3. Stone paving / concrete paving / stone slabs / concrete slabs
4. Sand ballast (approximately 2 - 4 cm)
5. Stone aggregate substructure
6. Concrete foundation of C16/20 class (top surface of concrete 10 cm below paving surface)
7. Local land



MOUNTING TO PAVING

Installation description

1. ZANO product
2. Quick-attachment / quick-attachment or chemical anchor
3. Stone paving / concrete paving / stone slabs / concrete slabs
4. Sand ballast (approximately 2 - 4 cm)
5. Stone aggregate substructure
6. Local land



MOUNTING TO CONCRETE / ASPHALT

Installation description

1. ZANO product
2. Quick-attachment / quick-attachment or chemical anchor
3. Fixed restrained surface, such as concrete or asphalt
4. Concrete foundation of C16/20 class (top surface of concrete 10 cm below paving surface)
5. Stone aggregate substructure
6. Sand ballast (approximately 2 - 4 cm)
7. Local land



MOUNTING TO CONCRETE FOUNDATION

Installation description

1. ZANO product
2. Quick-attachment / quick-attachment or chemical anchor
3. Concrete foundation of C16/20 class (top surface of concrete 10 cm below paving surface)
4. Local land