

OPTIONS

Construction:

- carbon steel (s235Jr)
- stainless steel (Aisi 304)

Seat:


- European coniferous wood
- hardwood of European origin
- oiled exotic wood
- premium exotic wood

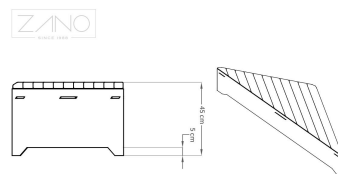
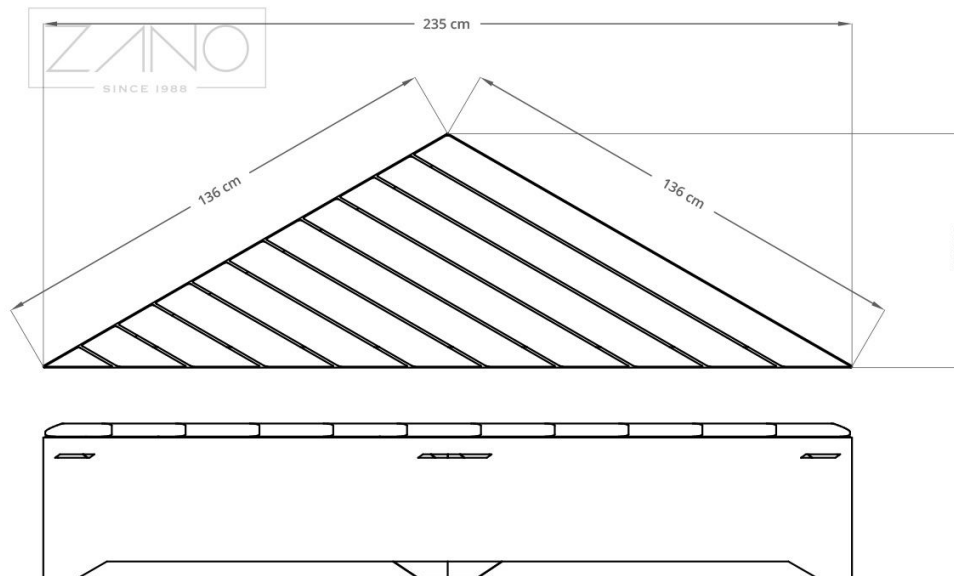
Mounting method:

- to screw

DESCRIPTION

Model 02.460.1 is a contemporary urban bench designed to be modular, allowing it to seamlessly integrate with other items from the Origami line. Together with benches 02.460.2 and 02.460.3, it creates a three-level seating arena, serving as the base tier.





GENERAL TECHNICAL DATA

Dimensions:

- height: 17 ³/₄ in
- depth: 26 ³/₄ in
- length of the longer side: 92 ¹/₂ in
- length of the shorter side: 53 ¹/₂ in

Weight:

- 157 lb

Materials:

- carbon steel and stainless steel
- wood: spruce or exotic wood
- spruce wood: [lacquer colors](#)
- exotic wood: [natural colors](#)

ZANO



Filip Babiarz

Product: Origami Bench
Catalog number: **02.460.1**
Designer: Filip Babiarz

In accordance with the Polish Law on Copyright and Related Rights of 04.02.1994 (Official Journal of Laws No. 24, item 83, corrected: Journal of Laws No. 43, item 170) and in accordance with the EU copyright legislation including all EU directives and regulations on copyright, Zano Mirosław Zarotynski Company, reserves the copyright of drawings, descriptions, 3D models, renderings, graphics, content contained in offers, attachments to offers and all other documents. Its content is the intellectual property of ZANO Mirosław Zarotynski company. The use of author's ideas, solutions, copying, distribution of photos, graphics or fragments of graphics, descriptive texts, for profit, without the permission of the author - ZANO Mirosław Zarotynski company - is prohibited and constitutes a copyright infringement and is punishable.

NOTE: The drawings do not reflect the actual dimensions of the foundation. These are only sample installation diagrams taking into account the type of anchoring and the material of the substrate to which to attach the furniture.

The size of the foundation depends on local foundation conditions.



INSTALLATION TO PAVING WITH FOUNDATION

Installation description

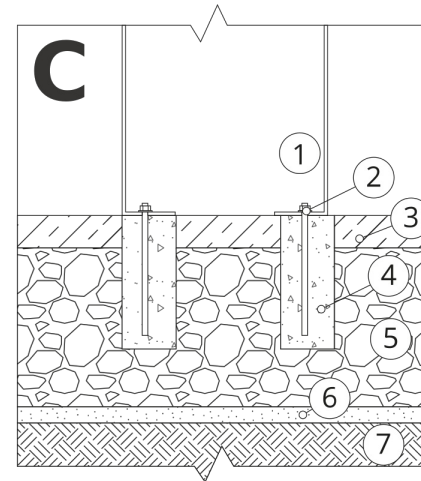
1. ZANO product
2. Quick-attachment / quick-attachment or chemical anchor
3. Stone paving / concrete paving / stone slabs / concrete slabs
4. Sand ballast (approximately 2 - 4 cm)
5. Stone aggregate substructure
6. Concrete foundation of C16/20 class (top surface of concrete 10 cm below paving surface)
7. Local land



MOUNTING TO PAVING

Installation description

1. ZANO product
2. Quick-attachment / quick-attachment or chemical anchor
3. Stone paving / concrete paving / stone slabs / concrete slabs
4. Sand ballast (approximately 2 - 4 cm)
5. Stone aggregate substructure
6. Local land



MOUNTING TO CONCRETE / ASPHALT

Installation description

1. ZANO product
2. Quick-attachment / quick-attachment or chemical anchor
3. Fixed restrained surface, such as concrete or asphalt
4. Concrete foundation of C16/20 class (top surface of concrete 10 cm below paving surface)
5. Stone aggregate substructure
6. Sand ballast (approximately 2 - 4 cm)
7. Local land



MOUNTING TO CONCRETE FOUNDATION

Installation description

1. ZANO product
2. Quick-attachment / quick-attachment or chemical anchor
3. Concrete foundation of C16/20 class (top surface of concrete 10 cm below paving surface)
4. Local land