



OPTIONS

Construction:

- carbon steel (s235Jr)
- stainless steel (Aisi 304)

Mounting method:

- to screw

Contribution:

- galvanized sheet insert

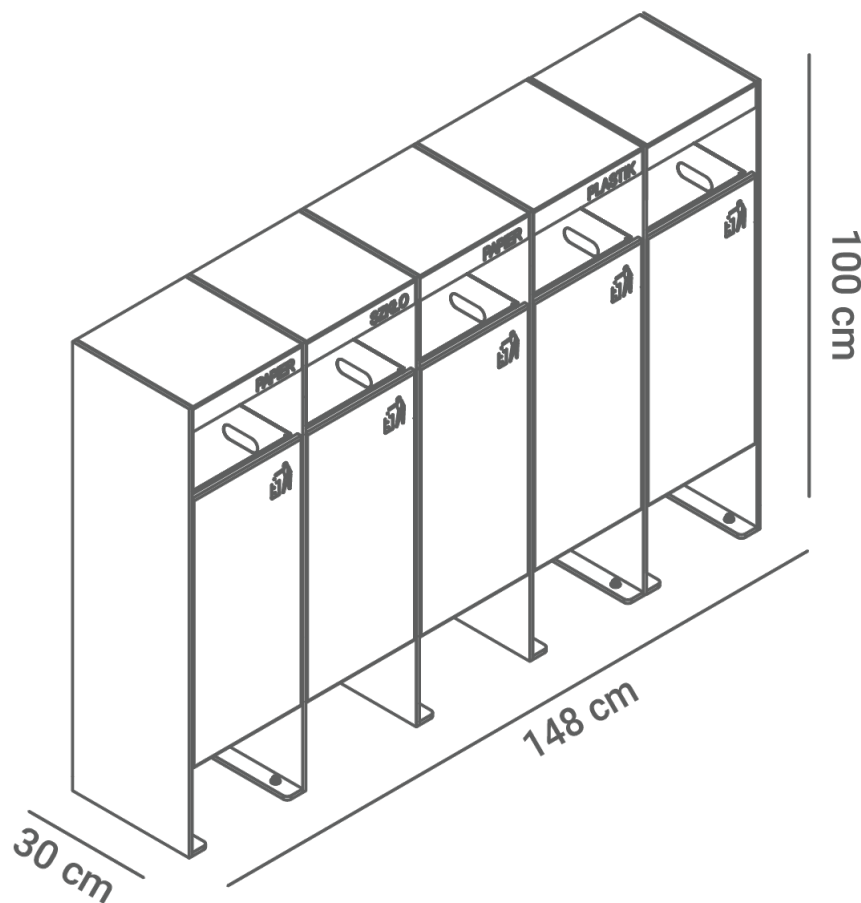
DESCRIPTION

The Simple recycling garbage can is distinguished by its simple body, which, combined with the materials used, makes it very elegant and modern.

The garbage can is made entirely of steel. The waste bins are made of stainless steel. The canopy, and the walls of the garbage can are made of stainless steel or carbon steel painted in any RAL color.

Each of the bins has a special sign in the upper part to facilitate waste segregation. Standard containers can segregate paper, glass and plastic. Each compartment contains a removable insert made of galvanized sheet metal for more convenient emptying of the garbage can. The capacity of each insert is 52 liters.





GENERAL TECHNICAL DATA

Dimensions:

- width: 57 1/2 in
- height: 39 1/4 in
- depth: 11 3/4 in

Capacity:

- number of containers: 5 szt.
- capacity of one container: 8 gal

Materials:

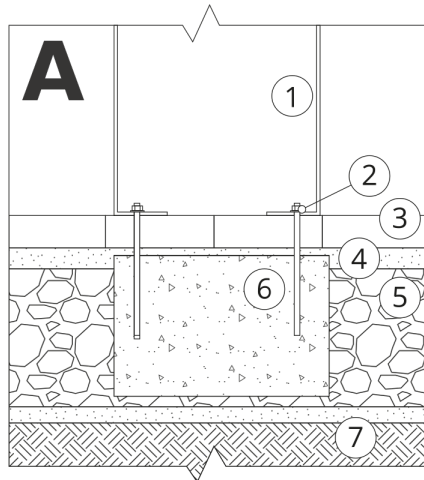
- construction - stainless steel or carbon steel
- container - stainless steel
- insert - galvanized sheet metal

ZANO

In accordance with the Polish Law on Copyright and Related Rights of 04.02.1994 (Official Journal of Laws No. 24, item 83, corrected: Journal of Laws No. 43, item 170) and in accordance with the EU copyright legislation including all EU directives and regulations on copyright, Zano Mirosław Zarotynski Company, reserves the copyright of drawings, descriptions, 3D models, renderings, graphics, content contained in offers, attachments to offers and all other documents. Its content is the intellectual property of ZANO Mirosław Zarotynski company. The use of author's ideas, solutions, copying, distribution of photos, graphics or fragments of graphics, descriptive texts, for profit, without the permission of the author - ZANO Mirosław Zarotynski company - is prohibited and constitutes a copyright infringement and is punishable.

NOTE: The drawings do not reflect the actual dimensions of the foundation. These are only sample installation diagrams taking into account the type of anchoring and the material of the substrate to which to attach the furniture.

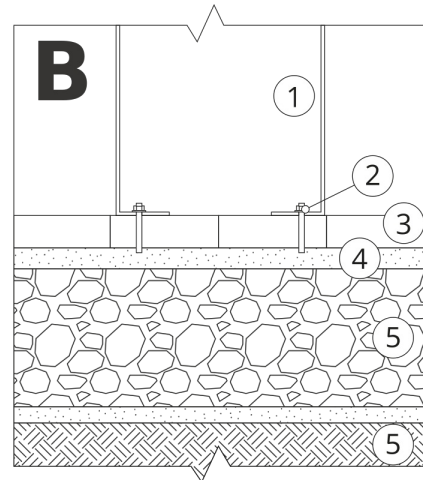
The size of the foundation depends on local foundation conditions.



INSTALLATION TO PAVING WITH FOUNDATION

Installation description

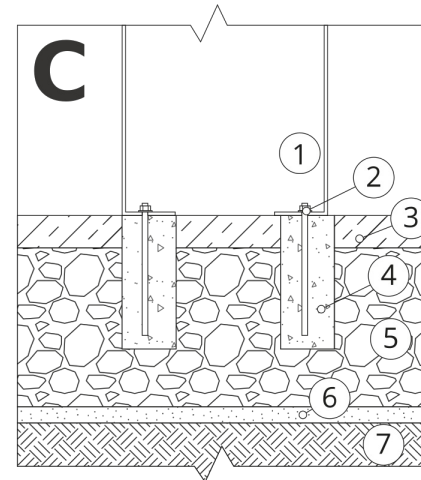
1. ZANO product
2. Quick-attachment / quick-attachment or chemical anchor
3. Stone paving / concrete paving / stone slabs / concrete slabs
4. Sand ballast (approximately 2 - 4 cm)
5. Stone aggregate substructure
6. Concrete foundation of C16/20 class (top surface of concrete 10 cm below paving surface)
7. Local land



MOUNTING TO PAVING

Installation description

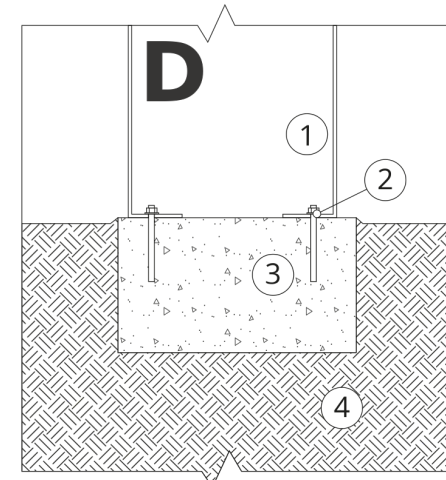
1. ZANO product
2. Quick-attachment / quick-attachment or chemical anchor
3. Stone paving / concrete paving / stone slabs / concrete slabs
4. Sand ballast (approximately 2 - 4 cm)
5. Stone aggregate substructure
6. Local land



MOUNTING TO CONCRETE / ASPHALT

Installation description

1. ZANO product
2. Quick-attachment / quick-attachment or chemical anchor
3. Fixed restrained surface, such as concrete or asphalt
4. Concrete foundation of C16/20 class (top surface of concrete 10 cm below paving surface)
5. Stone aggregate substructure
6. Sand ballast (approximately 2 - 4 cm)
7. Local land



MOUNTING TO CONCRETE FOUNDATION

Installation description

1. ZANO product
2. Quick-attachment / quick-attachment or chemical anchor
3. Concrete foundation of C16/20 class (top surface of concrete 10 cm below paving surface)
4. Local land