

OPTIONS

Construction:

- carbon steel (s235Jr)
- stainless steel (Aisi 304)

Decorative elements:

- European coniferous wood
- hardwood of European origin
- oiled exotic wood
- premium exotic wood

Mounting method:

- free-standing
- to screw

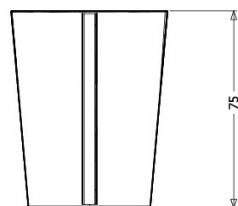
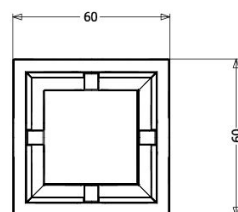
DESCRIPTION

The Tulip model is a [planter](#) crafted from top-notch steel (either stainless or black), distinguished by its standout design. It has gained widespread acclaim for its straightforward, precise build.

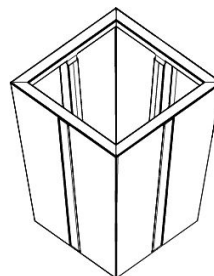
Ideal for both outdoor settings like town squares, city plazas, and marketplaces, and indoor venues such as malls, museums, corporate offices, or airports, the Tulip planter enhances any location. Its clever design and elegant look allow it to complement urban spaces, whether contemporary or historic.

The Tulip planter comes [in a variety of models](#). There is also the option to [co-design the planter](#) with us.





wartości podane są w centymetrach



GENERAL TECHNICAL DATA

Dimensions:

- height: 29 1/2 in
- flank: 23 1/2 in

Weight:

- 82 lb

Materials:

- construction - carbon or stainless steel
- wooden elements - exotic wood

ZANO

In accordance with the Polish Law on Copyright and Related Rights of 04.02.1994 (Official Journal of Laws No. 24, item 83, corrected: Journal of Laws No. 43, item 170) and in accordance with the EU copyright legislation including all EU directives and regulations on copyright, Zano Mirosław Zarotynski Company, reserves the copyright of drawings, descriptions, 3D models, renderings, graphics, content contained in offers, attachments to offers and all other documents. Its content is the intellectual property of ZANO Mirosław Zarotynski company. The use of author's ideas, solutions, copying, distribution of photos, graphics or fragments of graphics, descriptive texts, for profit, without the permission of the author - ZANO Mirosław Zarotynski company - is prohibited and constitutes a copyright infringement and is punishable.

NOTE: The drawings do not reflect the actual dimensions of the foundation. These are only sample installation diagrams taking into account the type of anchoring and the material of the substrate to which to attach the furniture.

The size of the foundation depends on local foundation conditions.



INSTALLATION TO PAVING WITH FOUNDATION

Installation description

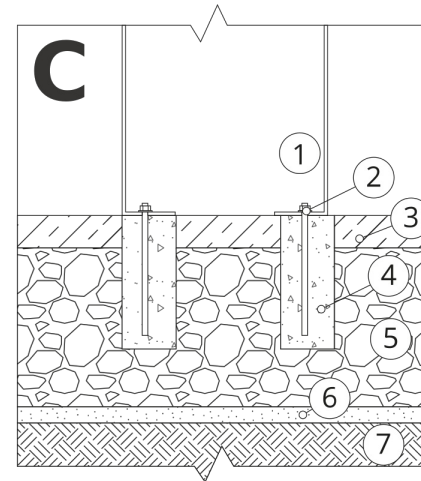
1. ZANO product
2. Quick-attachment / quick-attachment or chemical anchor
3. Stone paving / concrete paving / stone slabs / concrete slabs
4. Sand ballast (approximately 2 - 4 cm)
5. Stone aggregate substructure
6. Concrete foundation of C16/20 class (top surface of concrete 10 cm below paving surface)
7. Local land



MOUNTING TO PAVING

Installation description

1. ZANO product
2. Quick-attachment / quick-attachment or chemical anchor
3. Stone paving / concrete paving / stone slabs / concrete slabs
4. Sand ballast (approximately 2 - 4 cm)
5. Stone aggregate substructure
6. Local land



MOUNTING TO CONCRETE / ASPHALT

Installation description

1. ZANO product
2. Quick-attachment / quick-attachment or chemical anchor
3. Fixed restrained surface, such as concrete or asphalt
4. Concrete foundation of C16/20 class (top surface of concrete 10 cm below paving surface)
5. Stone aggregate substructure
6. Sand ballast (approximately 2 - 4 cm)
7. Local land



MOUNTING TO CONCRETE FOUNDATION

Installation description

1. ZANO product
2. Quick-attachment / quick-attachment or chemical anchor
3. Concrete foundation of C16/20 class (top surface of concrete 10 cm below paving surface)
4. Local land