



OPTIONS

Construction:

- carbon steel (s235Jr)
- stainless steel (Aisi 304)

Mounting method:

- to screw

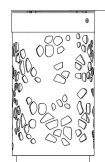
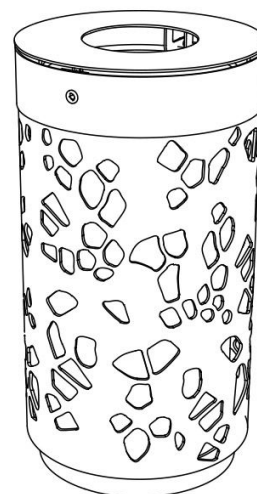
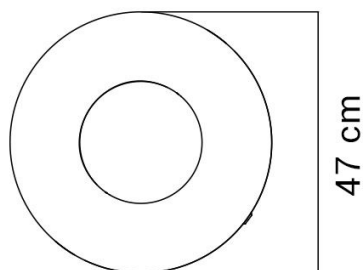
Contribution:

- galvanized sheet insert
- insert from galvanized sheet painted

DESCRIPTION

The Tubus basket is a favored urban basket suited for both outdoor and indoor settings. Model 03.053.2 features intricate plant cell motif cutouts in stainless steel or black finishes. It includes an interior liner made from powder-coated galvanized steel, which can be customized in any RAL color upon request. This version is bigger than the standard 03.053 model, measuring 85 cm in height and 47 cm in width/length, compared to the 03.053, which stands at 80 cm tall and 43 cm wide/long.





GENERAL TECHNICAL DATA

Dimensions:

- width: 18 1/2 in
- height: 33 1/2 in
- depth: 18 1/2 in

Capacity:

- capacity: 23 1/4 gal

Materials:

- stainless steel or carbon steel
- insert made of powder-coated galvanized sheet metal

ZANO



Iwona Żaczek

Product: Tubus basket
Catalog number: 03.053.2
Designer: Iwona Żaczek

In accordance with the Polish Law on Copyright and Related Rights of 04.02.1994 (Official Journal of Laws No. 24, item 83, corrected: Journal of Laws No. 43, item 170) and in accordance with the EU copyright legislation including all EU directives and regulations on copyright, Zano Mirosław Zarotynski Company, reserves the copyright of drawings, descriptions, 3D models, renderings, graphics, content contained in offers, attachments to offers and all other documents. Its content is the intellectual property of ZANO Mirosław Zarotynski company. The use of author's ideas, solutions, copying, distribution of photos, graphics or fragments of graphics, descriptive texts, for profit, without the permission of the author - ZANO Mirosław Zarotynski company - is prohibited and constitutes a copyright infringement and is punishable.

NOTE: The drawings do not reflect the actual dimensions of the foundation. These are only sample installation diagrams taking into account the type of anchoring and the material of the substrate to which to attach the furniture.

The size of the foundation depends on local foundation conditions.



INSTALLATION TO PAVING WITH FOUNDATION

Installation description

1. ZANO product
2. Quick-attachment / quick-attachment or chemical anchor
3. Stone paving / concrete paving / stone slabs / concrete slabs
4. Sand ballast (approximately 2 - 4 cm)
5. Stone aggregate substructure
6. Concrete foundation of C16/20 class (top surface of concrete 10 cm below paving surface)
7. Local land



MOUNTING TO PAVING

Installation description

1. ZANO product
2. Quick-attachment / quick-attachment or chemical anchor
3. Stone paving / concrete paving / stone slabs / concrete slabs
4. Sand ballast (approximately 2 - 4 cm)
5. Stone aggregate substructure
6. Local land



MOUNTING TO CONCRETE / ASPHALT

Installation description

1. ZANO product
2. Quick-attachment / quick-attachment or chemical anchor
3. Fixed restrained surface, such as concrete or asphalt
4. Concrete foundation of C16/20 class (top surface of concrete 10 cm below paving surface)
5. Stone aggregate substructure
6. Sand ballast (approximately 2 - 4 cm)
7. Local land



MOUNTING TO CONCRETE FOUNDATION

Installation description

1. ZANO product
2. Quick-attachment / quick-attachment or chemical anchor
3. Concrete foundation of C16/20 class (top surface of concrete 10 cm below paving surface)
4. Local land