



OPTIONS

Construction:

- carbon steel (s235Jr)
- stainless steel (Aisi 304)

Mounting method:

- free-standing
- to screw


Contribution:

- uncontributed

DESCRIPTION

The Universe 06.155.S flowerpot is a taller variant of the S-size flowerpot, belonging to the Universe series of urban furniture, which includes flowerpots and benches. This model can be combined with the Universe 02.455.3 bench, creating a coherent spatial composition. The structure of the pot is made of 2 and 3 mm thick steel sheets - from S235JR carbon steel, protected by galvanizing and powder coating according to the RAL palette, or optionally from 1.4301 stainless steel in a polished version. The bottom of the pot is equipped with four drainage holes, which ensures proper drainage of excess water.





GENERAL TECHNICAL DATA

Dimensions:

- height: 28 1/4 in
- diameter: 25 1/4 in

Capacity:

- capacity: 46 1/4 gal

Materials:

- Stainless steel or carbon steel, galvanized and powder coated in RAL color


ZANO



Iwona Żaczek

Product: Planter Universe
Catalog number: **06.155.S**
Designer: Iwona Żaczek

In accordance with the Polish Law on Copyright and Related Rights of 04.02.1994 (Official Journal of Laws No. 24, item 83, corrected: Journal of Laws No. 43, item 170) and in accordance with the EU copyright legislation including all EU directives and regulations on copyright, Zano Mirosław Zarotynski Company, reserves the copyright of drawings, descriptions, 3D models, renderings, graphics, content contained in offers, attachments to offers and all other documents. Its content is the intellectual property of ZANO Mirosław Zarotynski company. The use of author's ideas, solutions, copying, distribution of photos, graphics or fragments of graphics, descriptive texts, for profit, without the permission of the author - ZANO Mirosław Zarotynski company - is prohibited and constitutes a copyright infringement and is punishable.



NOTE: The drawings do not reflect the actual dimensions of the foundation. These are only sample installation diagrams taking into account the type of anchoring and the material of the substrate to which to attach the furniture.

The size of the foundation depends on local foundation conditions.



INSTALLATION TO PAVING WITH FOUNDATION

Installation description

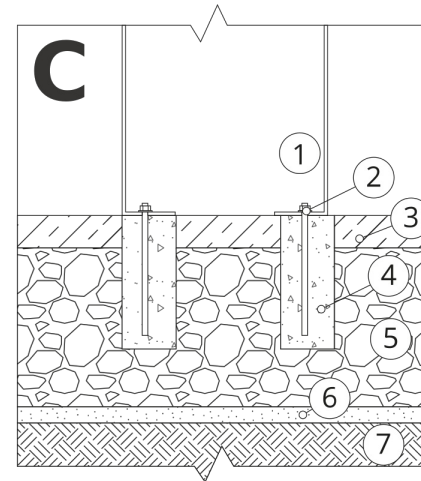
1. ZANO product
2. Quick-attachment / quick-attachment or chemical anchor
3. Stone paving / concrete paving / stone slabs / concrete slabs
4. Sand ballast (approximately 2 - 4 cm)
5. Stone aggregate substructure
6. Concrete foundation of C16/20 class (top surface of concrete 10 cm below paving surface)
7. Local land



MOUNTING TO PAVING

Installation description

1. ZANO product
2. Quick-attachment / quick-attachment or chemical anchor
3. Stone paving / concrete paving / stone slabs / concrete slabs
4. Sand ballast (approximately 2 - 4 cm)
5. Stone aggregate substructure
6. Local land



MOUNTING TO CONCRETE / ASPHALT

Installation description

1. ZANO product
2. Quick-attachment / quick-attachment or chemical anchor
3. Fixed restrained surface, such as concrete or asphalt
4. Concrete foundation of C16/20 class (top surface of concrete 10 cm below paving surface)
5. Stone aggregate substructure
6. Sand ballast (approximately 2 - 4 cm)
7. Local land



MOUNTING TO CONCRETE FOUNDATION

Installation description

1. ZANO product
2. Quick-attachment / quick-attachment or chemical anchor
3. Concrete foundation of C16/20 class (top surface of concrete 10 cm below paving surface)
4. Local land