



OPTIONS

Construction:

- carbon steel (s235Jr)
- stainless steel (Aisi 304)

Housing:

- European coniferous wood
- hardwood of European origin
- oiled exotic wood
- premium exotic wood
- HPL board

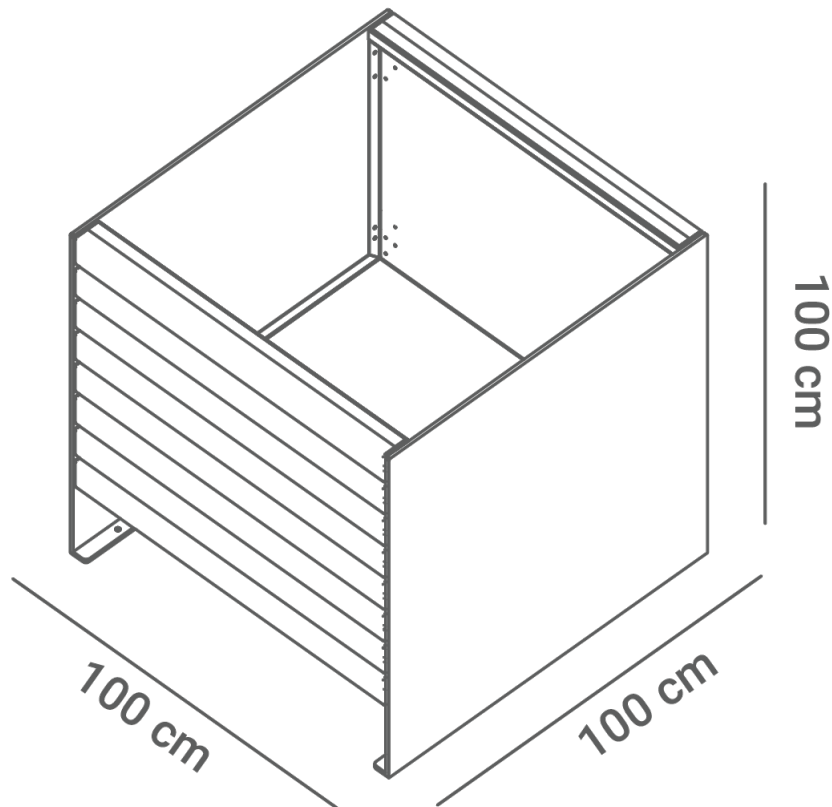
Mounting method:

- free-standing
- to screw

DESCRIPTION

The Simple pot line offers four pots, from size S to XL. Simple boasts a clean, double-sided design that stands out, whether in wood or steel. Suitable for contemporary city environments, the Simple can be placed as a standalone feature or grouped. Its sleek steel surfaces are complemented by straightforward, evident wooden slats. Simple showcases an ideal material mix, blending different textures to form a perfectly solid structure. The array of materials and color choices for wood or steel allows for plenty of customization. The steel framework is exceptionally stable and doesn't need extra reinforcement, but it can be permanently anchored to the ground if desired.





GENERAL TECHNICAL DATA

Dimensions:

- width: 39 1/4 in
- height: 39 1/4 in
- depth: 39 1/4 in

Weight:

- 606 lb

Materials:

- spruce wood: [lacquer colors](#)
- exotic wood: [natural colors](#)
- carbon steel: [RAL colors](#)

ZANO



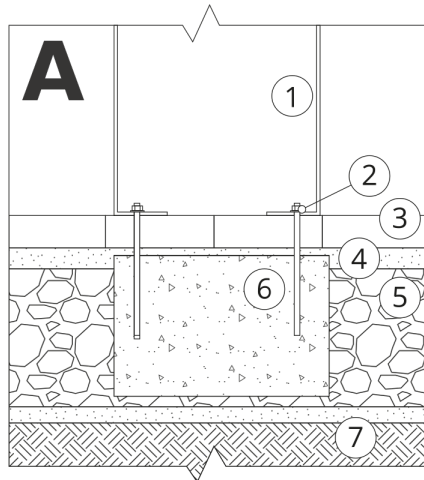
M. Wełmiński

Product: Simple flower pot
Catalog number: **06.040.XL**
Designer:
Mateusz Wełmiński

In accordance with the Polish Law on Copyright and Related Rights of 04.02.1994 (Official Journal of Laws No. 24, item 83, corrected: Journal of Laws No. 43, item 170) and in accordance with the EU copyright legislation including all EU directives and regulations on copyright, Zano Mirosław Zarotynski Company, reserves the copyright of drawings, descriptions, 3D models, renderings, graphics, content contained in offers, attachments to offers and all other documents. Its content is the intellectual property of ZANO Mirosław Zarotynski company. The use of author's ideas, solutions, copying, distribution of photos, graphics or fragments of graphics, descriptive texts, for profit, without the permission of the author - ZANO Mirosław Zarotynski company - is prohibited and constitutes a copyright infringement and is punishable.

NOTE: The drawings do not reflect the actual dimensions of the foundation. These are only sample installation diagrams taking into account the type of anchoring and the material of the substrate to which to attach the furniture.

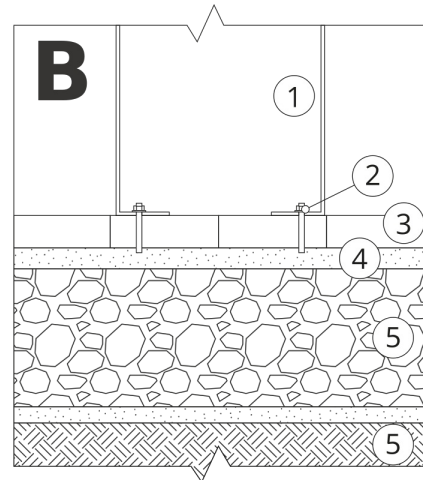
The size of the foundation depends on local foundation conditions.



INSTALLATION TO PAVING WITH FOUNDATION

Installation description

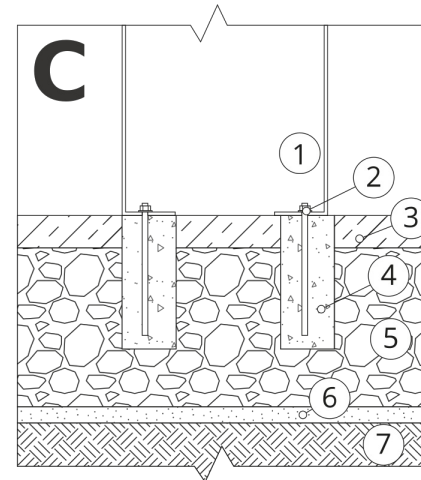
1. ZANO product
2. Quick-attachment / quick-attachment or chemical anchor
3. Stone paving / concrete paving / stone slabs / concrete slabs
4. Sand ballast (approximately 2 - 4 cm)
5. Stone aggregate substructure
6. Concrete foundation of C16/20 class (top surface of concrete 10 cm below paving surface)
7. Local land



MOUNTING TO PAVING

Installation description

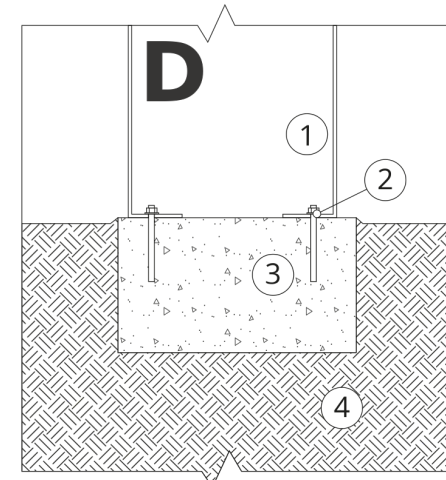
1. ZANO product
2. Quick-attachment / quick-attachment or chemical anchor
3. Stone paving / concrete paving / stone slabs / concrete slabs
4. Sand ballast (approximately 2 - 4 cm)
5. Stone aggregate substructure
6. Local land



MOUNTING TO CONCRETE / ASPHALT

Installation description

1. ZANO product
2. Quick-attachment / quick-attachment or chemical anchor
3. Fixed restrained surface, such as concrete or asphalt
4. Concrete foundation of C16/20 class (top surface of concrete 10 cm below paving surface)
5. Stone aggregate substructure
6. Sand ballast (approximately 2 - 4 cm)
7. Local land



MOUNTING TO CONCRETE FOUNDATION

Installation description

1. ZANO product
2. Quick-attachment / quick-attachment or chemical anchor
3. Concrete foundation of C16/20 class (top surface of concrete 10 cm below paving surface)
4. Local land