



OPTIONS

Construction:

- carbon steel (s235Jr)
- stainless steel (Aisi 304)

Seat and backrest:


- European coniferous wood
- hardwood of European origin
- oiled exotic wood
- premium exotic wood

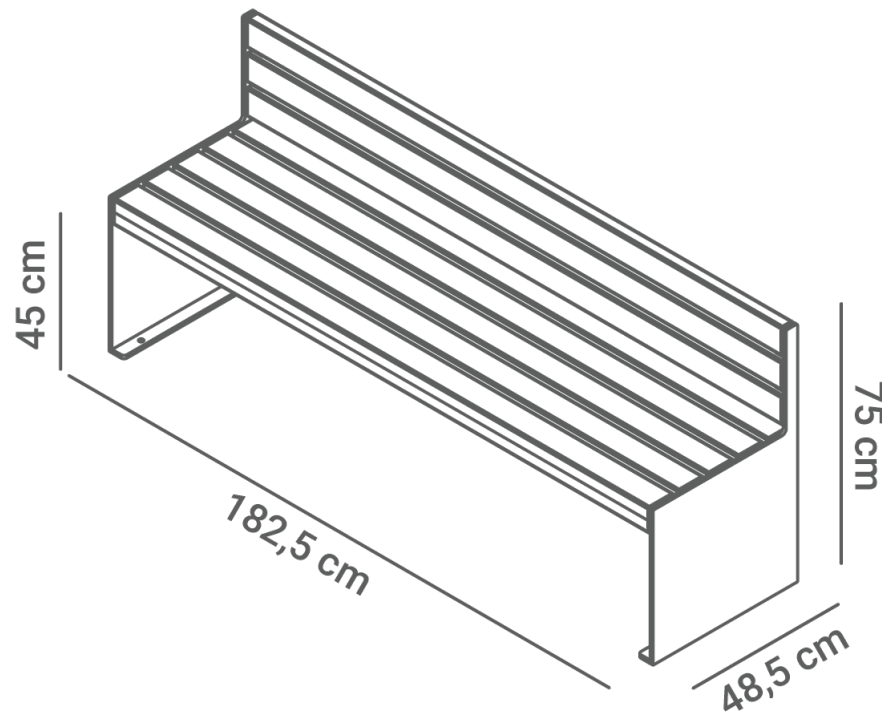
Mounting method:

- to screw

DESCRIPTION

A variant of the Simple model – a widely favored bench known for its modern yet classic contours. Model 02.024.1 varies slightly from its earlier version. The backrest is smaller, giving the bench a look akin to being the younger sibling of the 02.024 model. Despite these changes, its core structural features remain intact, including legs filled with black steel or stainless steel, spruce or pine wood, and, available by special order, various exotic woods. With its more compact dimensions and lighter weight, this bench is perfectly suited for contemporary office buildings, shopping centers, or open spaces in front of buildings. Like other models in the Simple series, it can be installed using screws or positioned as a standalone unit.





GENERAL TECHNICAL DATA

Dimensions:

- width: 19 in
- length: 71 ³/₄ in
- height: 29 ¹/₂ in

Weight:

- 139 lb

Materials:

- carbon steel or stainless steel
- wood

ZANO

*M. Welmiński*

Product: Simple bench
Catalog number: **02.024.1**
Designer:
Mateusz Welmiński

In accordance with the Polish Law on Copyright and Related Rights of 04.02.1994 (Official Journal of Laws No. 24, item 83, corrected: Journal of Laws No. 43, item 170) and in accordance with the EU copyright legislation including all EU directives and regulations on copyright, Zano Mirosław Zarotynski Company, reserves the copyright of drawings, descriptions, 3D models, renderings, graphics, content contained in offers, attachments to offers and all other documents. Its content is the intellectual property of ZANO Mirosław Zarotynski company. The use of author's ideas, solutions, copying, distribution of photos, graphics or fragments of graphics, descriptive texts, for profit, without the permission of the author - ZANO Mirosław Zarotynski company - is prohibited and constitutes a copyright infringement and is punishable.

NOTE: The drawings do not reflect the actual dimensions of the foundation. These are only sample installation diagrams taking into account the type of anchoring and the material of the substrate to which to attach the furniture.

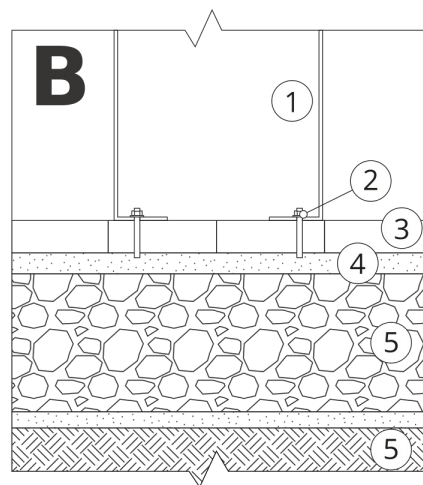
The size of the foundation depends on local foundation conditions.



INSTALLATION TO PAVING WITH FOUNDATION

Installation description

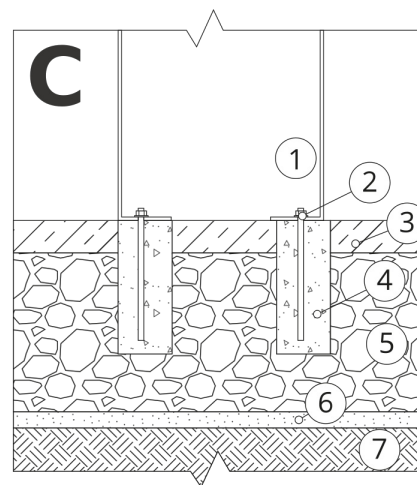
1. ZANO product
2. Quick-attachment / quick-attachment or chemical anchor
3. Stone paving / concrete paving / stone slabs / concrete slabs
4. Sand ballast (approximately 2 - 4 cm)
5. Stone aggregate substructure
6. Concrete foundation of C16/20 class (top surface of concrete 10 cm below paving surface)
7. Local land



MOUNTING TO PAVING

Installation description

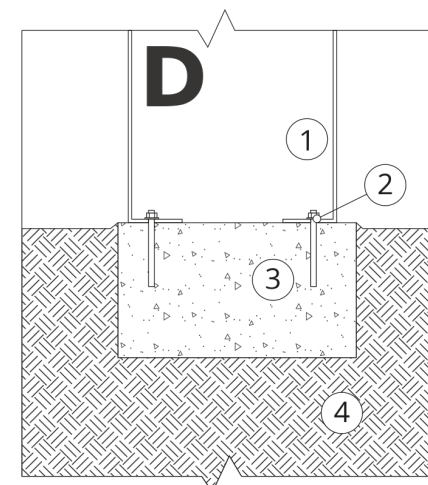
1. ZANO product
2. Quick-attachment / quick-attachment or chemical anchor
3. Stone paving / concrete paving / stone slabs / concrete slabs
4. Sand ballast (approximately 2 - 4 cm)
5. Stone aggregate substructure
6. Local land



MOUNTING TO CONCRETE / ASPHALT

Installation description

1. ZANO product
2. Quick-attachment / quick-attachment or chemical anchor
3. Fixed restrained surface, such as concrete or asphalt
4. Concrete foundation of C16/20 class (top surface of concrete 10 cm below paving surface)
5. Stone aggregate substructure
6. Sand ballast (approximately 2 - 4 cm)
7. Local land



MOUNTING TO CONCRETE FOUNDATION

Installation description

1. ZANO product
2. Quick-attachment / quick-attachment or chemical anchor
3. Concrete foundation of C16/20 class (top surface of concrete 10 cm below paving surface)
4. Local land