

## OPTIONS

---

**Construction:**

- carbon steel (s235Jr)

**Mounting method:**

- to be grouted in


**Fence mounts:**

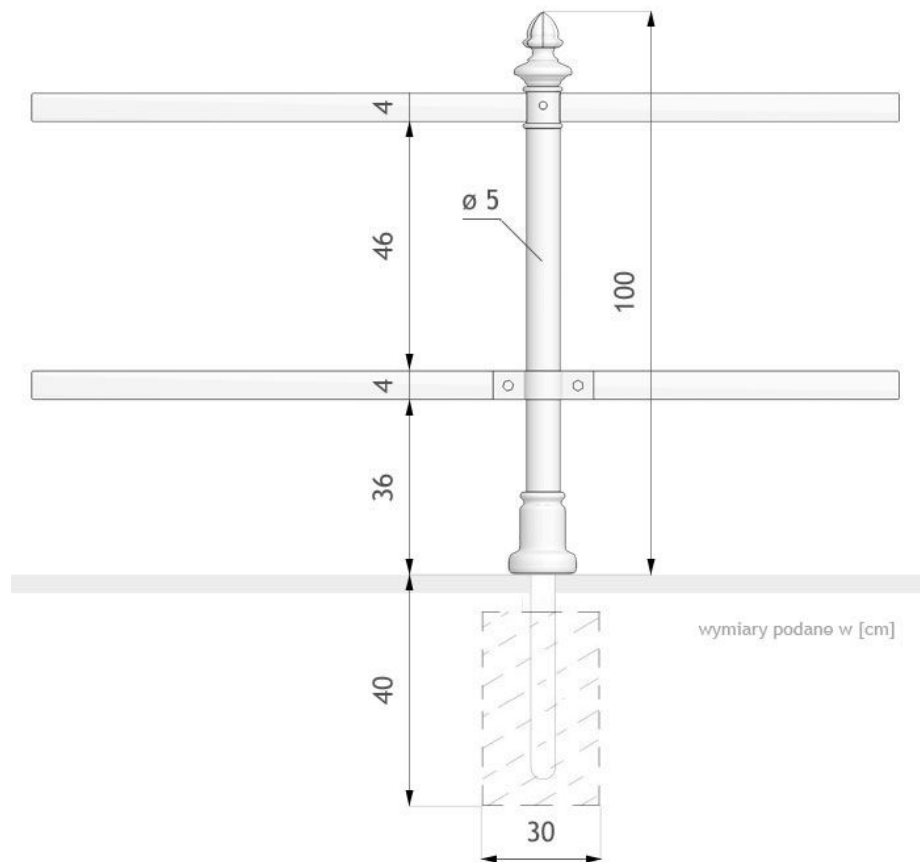
- one-sided
- double-sided
- no

## DESCRIPTION

---

Dual is a post model featuring a classic design, making it a functional ornament for historical urban areas such as parks, squares, marketplaces, or walkways. A perfect illustration of where this model can be used is Planty in Krakow. The Dual 01.054 post is installed using a concrete base. It is crafted from black steel and its structure comprises a pipe with a 50-millimeter diameter and two steel flat bars. The finish of this model features premium quality cast iron. The Dual post stands one meter tall and can be painted in any RAL color.





## GENERAL TECHNICAL DATA


**Dimensions:**

- height from ground surface: 39 1/4 in
- height with anchor section: 59 in
- maximum strap length: 98 1/2 in

**Materials:**

- cast iron
- steel tube: 50 mm
- steel flat bar 45x8mm

ZANO

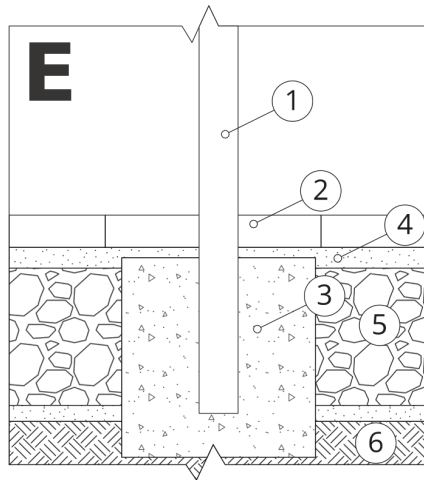


Product: Post Dual  
 Catalog number: **01.054**  
 Designer: Tomasz Szpytma

In accordance with the Polish Law on Copyright and Related Rights of 04.02.1994 (Official Journal of Laws No. 24, item 83, corrected: Journal of Laws No. 43, item 170) and in accordance with the EU copyright legislation including all EU directives and regulations on copyright, Zano Mirosław Zarotynski Company, reserves the copyright of drawings, descriptions, 3D models, renderings, graphics, content contained in offers, attachments to offers and all other documents. Its content is the intellectual property of ZANO Mirosław Zarotynski company. The use of author's ideas, solutions, copying, distribution of photos, graphics or fragments of graphics, descriptive texts, for profit, without the permission of the author - ZANO Mirosław Zarotynski company - is prohibited and constitutes a copyright infringement and is punishable.

**NOTE:** The drawings do not reflect the actual dimensions of the foundation. These are only sample installation diagrams taking into account the type of anchoring and the material of the substrate to which to attach the furniture.

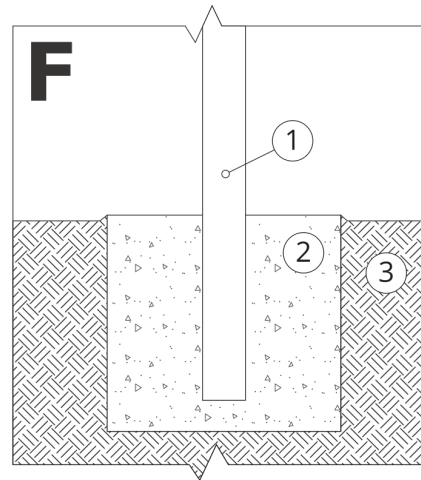
The size of the foundation depends on local foundation conditions.



### INSTALLATION TO PAVING WITH FOUNDATION

#### Installation description

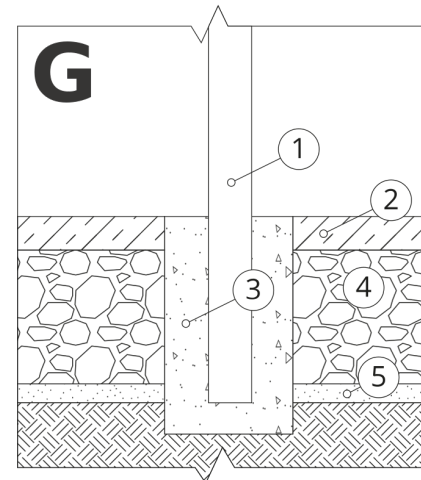
1. ZANO product
2. Stone paving / concrete paving / stone slabs / concrete slabs
3. Sand ballast (approximately 2 - 4 cm)
4. Concrete foundation of C16/20 class (top surface of concrete 10 cm below paving surface)
5. Local land



### MOUNTING TO CONCRETE FOUNDATION

#### Installation description

1. ZANO product
2. Concrete foundation of C16/20 class (top surface of concrete 10 cm below paving surface)
3. Local land



### MOUNTING TO CONCRETE FOUNDATION

#### Installation description

1. ZANO product
2. Fixed restrained surface, such as concrete or asphalt
3. Concrete foundation of C16/20 class (top surface of concrete 10 cm below paving surface)
4. Stone aggregate substructure
5. Sand ballast (approximately 2 - 4 cm)
6. Local land