



OPTIONS

Construction:

- carbon steel (s235Jr)

Seat and backrest:

- European coniferous wood
- hardwood of European origin
- oiled exotic wood
- premium exotic wood

Mounting method:

- to screw

DESCRIPTION

The traditional model of a metal bench features a tubular framework and a wooden seat with a backrest (choice of domestic or exotic wood). The 02.086 model boasts an ergonomic design.

It can be anchored to the ground using studs or by embedding the extended legs in concrete – the method selected depends on the bench's intended use and location. This bench is versatile, seamlessly integrating with both contemporary and traditional urban environments.



GENERAL TECHNICAL DATA

Dimensions:

- width: 26 1/2 in
- length: 70 3/4 in
- height: 33 1/2 in


Weight:

- 110 lb


Materials:

- carbon steel
- chemically cured paint
- softwood planks

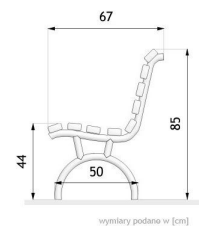
ZANO



Product: Parco bench
 Catalog number: **02.086**
 Designer: Tomasz Szpytma



wymiar podany w [cm]



wymiar podany w [cm]

In accordance with the Polish Law on Copyright and Related Rights of 04.02.1994 (Official Journal of Laws No. 24, item 83, corrected: Journal of Laws No. 43, item 170) and in accordance with the EU copyright legislation including all EU directives and regulations on copyright, Zano Mirosław Zarotynski Company, reserves the copyright of drawings, descriptions, 3D models, renderings, graphics, content contained in offers, attachments to offers and all other documents. Its content is the intellectual property of ZANO Mirosław Zarotynski company. The use of author's ideas, solutions, copying, distribution of photos, graphics or fragments of graphics, descriptive texts, for profit, without the permission of the author - ZANO Mirosław Zarotynski company - is prohibited and constitutes a copyright infringement and is punishable.

NOTE: The drawings do not reflect the actual dimensions of the foundation. These are only sample installation diagrams taking into account the type of anchoring and the material of the substrate to which to attach the furniture.

The size of the foundation depends on local foundation conditions.



INSTALLATION TO PAVING WITH FOUNDATION

Installation description

1. ZANO product
2. Quick-attachment / quick-attachment or chemical anchor
3. Stone paving / concrete paving / stone slabs / concrete slabs
4. Sand ballast (approximately 2 - 4 cm)
5. Stone aggregate substructure
6. Concrete foundation of C16/20 class (top surface of concrete 10 cm below paving surface)
7. Local land



MOUNTING TO PAVING

Installation description

1. ZANO product
2. Quick-attachment / quick-attachment or chemical anchor
3. Stone paving / concrete paving / stone slabs / concrete slabs
4. Sand ballast (approximately 2 - 4 cm)
5. Stone aggregate substructure
6. Local land



MOUNTING TO CONCRETE / ASPHALT

Installation description

1. ZANO product
2. Quick-attachment / quick-attachment or chemical anchor
3. Fixed restrained surface, such as concrete or asphalt
4. Concrete foundation of C16/20 class (top surface of concrete 10 cm below paving surface)
5. Stone aggregate substructure
6. Sand ballast (approximately 2 - 4 cm)
7. Local land



MOUNTING TO CONCRETE FOUNDATION

Installation description

1. ZANO product
2. Quick-attachment / quick-attachment or chemical anchor
3. Concrete foundation of C16/20 class (top surface of concrete 10 cm below paving surface)
4. Local land