



## OPTIONS

---

### Construction:

- carbon steel (s235Jr)
- stainless steel (Aisi 304)

### Seat and backrest:

- soft wood
- hardwood of European origin
- hard wood (oil finish)
- premium hard wood
- carbon steel (s235Jr)
- stainless steel (Aisi 304)
- HPL

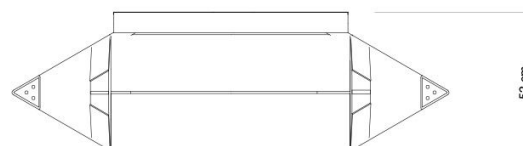
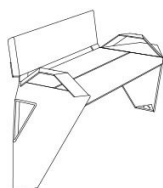
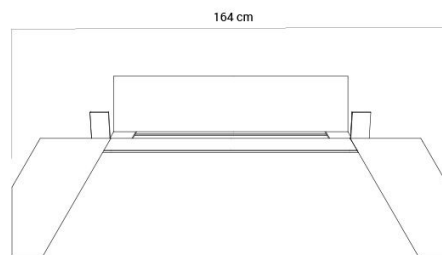
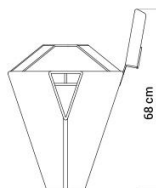
### Methods of installation:

- attached by bolts to foundation

## DESCRIPTION

---

IVO benches are designed in two sizes, 165 and 195 cm long. They are available in three variants: basic - without backrest, bench with backrest and armrests. The form of the bench allows you to freely create different configurations. We can arrange them linearly or create closed forms. Longer benches allow, among other things, for triangular arrangement surrounding the tree, while the inside of the three shorter benches allows you to put in a planter.



## GENERAL TECHNICAL DATA

### Dimensions:

- width: 44 cm
- length: 165 cm
- seat height: 45 cm
- height with backrest: 68 cm

### Materials:

- stainless steel or carbon steel
- spruce or pine

ZANO



*Iwona Żaczek*

Product: IVO Bench  
Catalog number: **02.045.1**  
Designer: Iwona Żaczek

In accordance with the Polish Law on Copyright and Related Rights of 04.02.1994 (Official Journal of Laws No. 24, item 83, corrected: Journal of Laws No. 43, item 170) and in accordance with the EU copyright legislation including all EU directives and regulations on copyright, Zano Mirosław Zarotynski Company, reserves the copyright of drawings, descriptions, 3D models, renderings, graphics, content contained in offers, attachments to offers and all other documents. Its content is the intellectual property of ZANO Mirosław Zarotynski company. The use of author's ideas, solutions, copying, distribution of photos, graphics or fragments of graphics, descriptive texts, for profit, without the permission of the author - ZANO Mirosław Zarotynski company - is prohibited and constitutes a copyright infringement and is punishable.

**NOTE:** The drawings do not reflect the actual dimensions of the foundation. They are only exemplary assembly schemes taking into account the type of anchoring and the substrate material to which the furniture is to be fixed.

The size of the foundation depends on the local foundation conditions.



### INSTALLATION INTO PAVING WITH FOUNDATION

#### Description of the assembly

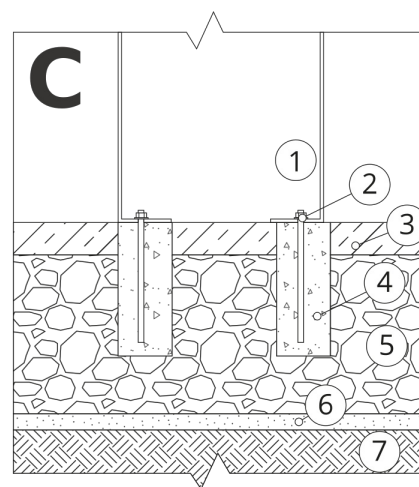
1. ZANO product
2. Quick-action fastener or chemical anchor
3. Stone paving / concrete paving / stone slabs / concrete slabs
4. Sand ballast (approx. 2 - 4 cm)
5. Stone aggregate substructure
6. Concrete foundation, class C16/20 (top surface concrete 10 cm below paving surface)
7. Ground



### INSTALLATION TO PAVING

#### Description of the assembly

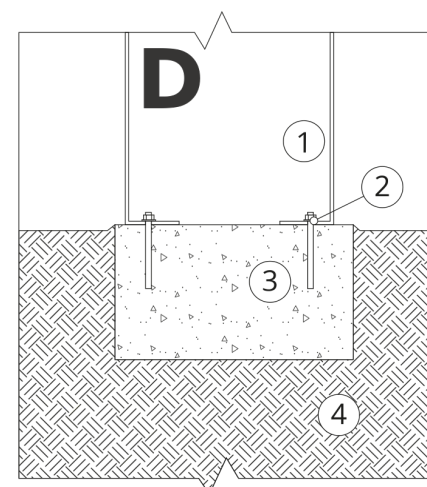
1. ZANO product
2. Quick-action fastener or chemical anchor
3. Stone paving / concrete paving / stone slabs / concrete slabs
4. Sand ballast (approx. 2 - 4 cm)
5. Stone aggregate substructure
6. Ground



### CONCRETE / ASPHALT MOUNTING

#### Description of the assembly

1. ZANO product
2. Quick-action fastener or chemical anchor
3. Fixed hardened surface e.g. concrete or asphalt
4. Concrete foundation, class C16/20 (top surface concrete 10 cm below paving surface)
5. Stone aggregate substructure
6. Sand ballast (approx. 2 - 4 cm)
7. Ground



### MOUNTING TO CONCRETE FOUNDATION

#### Description of the assembly

1. ZANO product
2. Quick-action fastener or chemical anchor
3. Concrete foundation, class C16/20 (top surface concrete 10 cm below paving surface)
4. Ground