



## OPTIONS

**Construction:**

- carbon steel (s235Jr)
- stainless steel (Aisi 304)

**Methods of installation:**

- attached by bolts to foundation

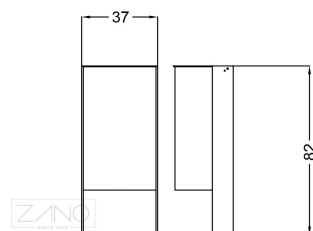
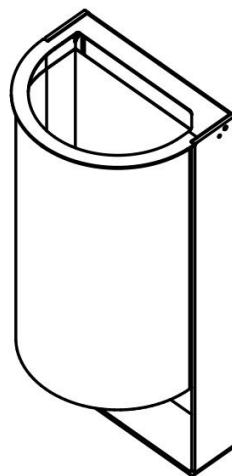
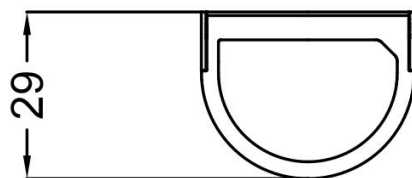
**Container:**

- galvanized steel container

## DESCRIPTION

Start 03.044 litter bin created by Zano company represents an attractive multifunctional outdoor design. Fire-safe steel construction allows indoor or outdoor use. The dustbin is available in two versions: constructed from stainless steel, and made of carbon steel painted in your chosen RAL colour with a stainless steel container. The start litter bin, with its minimalist form, fits perfectly into the look of modern housing estates, parks and cities.





## GENERAL TECHNICAL DATA

### Dimensions:

- width: 37 cm
- height: 82 cm
- depth: 29 cm

### Weight:

- 30 kg

### Capacity:

- capacity: 30 l

### Materials:

- construction - stainless steel or carbon steel
- container - stainless steel
- insert - galvanised sheet metal

ZANO


*Filip Babiarz*

Product: Start Litter Bin  
Catalog number: **03.044**  
Designer: Filip Babiarz

In accordance with the Polish Law on Copyright and Related Rights of 04.02.1994 (Official Journal of Laws No. 24, item 83, corrected: Journal of Laws No. 43, item 170) and in accordance with the EU copyright legislation including all EU directives and regulations on copyright, Zano Mirosław Zarotynski Company, reserves the copyright of drawings, descriptions, 3D models, renderings, graphics, content contained in offers, attachments to offers and all other documents. Its content is the intellectual property of ZANO Mirosław Zarotynski company. The use of author's ideas, solutions, copying, distribution of photos, graphics or fragments of graphics, descriptive texts, for profit, without the permission of the author - ZANO Mirosław Zarotynski company - is prohibited and constitutes a copyright infringement and is punishable.

**NOTE:** The drawings do not reflect the actual dimensions of the foundation. They are only exemplary assembly schemes taking into account the type of anchoring and the substrate material to which the furniture is to be fixed.

The size of the foundation depends on the local foundation conditions.



### INSTALLATION INTO PAVING WITH FOUNDATION

#### Description of the assembly

1. ZANO product
2. Quick-action fastener or chemical anchor
3. Stone paving / concrete paving / stone slabs / concrete slabs
4. Sand ballast (approx. 2 - 4 cm)
5. Stone aggregate substructure
6. Concrete foundation, class C16/20 (top surface concrete 10 cm below paving surface)
7. Ground



### INSTALLATION TO PAVING

#### Description of the assembly

1. ZANO product
2. Quick-action fastener or chemical anchor
3. Stone paving / concrete paving / stone slabs / concrete slabs
4. Sand ballast (approx. 2 - 4 cm)
5. Stone aggregate substructure
6. Ground



### CONCRETE / ASPHALT MOUNTING

#### Description of the assembly

1. ZANO product
2. Quick-action fastener or chemical anchor
3. Fixed hardened surface e.g. concrete or asphalt
4. Concrete foundation, class C16/20 (top surface concrete 10 cm below paving surface)
5. Stone aggregate substructure
6. Sand ballast (approx. 2 - 4 cm)
7. Ground



### MOUNTING TO CONCRETE FOUNDATION

#### Description of the assembly

1. ZANO product
2. Quick-action fastener or chemical anchor
3. Concrete foundation, class C16/20 (top surface concrete 10 cm below paving surface)
4. Ground