



## OPTIONS

### Construction:

- carbon steel (s235Jr)
- stainless steel (Aisi 304)
- corten steel

### Methods of installation:

- free-standing
- attached by bolts to foundation


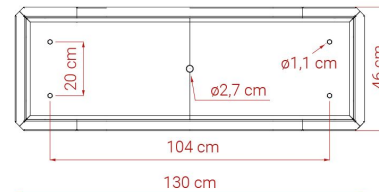
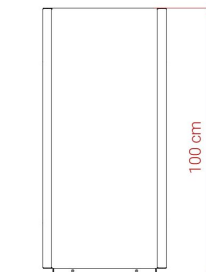
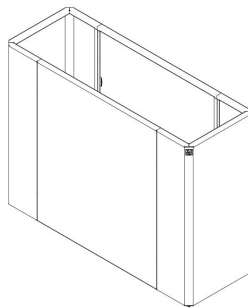
## DESCRIPTION

The Stilo **02.148.L.1** planter is a higher variant of the Stilo 02.048.L.1 planter.

The structure of the pot is made entirely of riveted, bent steel sheets 2 mm thick.

Steel to choose from: -stainless steel 1.4301 (AISI 304SS), polished -carbon steel (S235JR, DC01), galvanised and powder-coated in a choice of RAL colours -Corten steel  
The pot has a drainage hole for water drainage. It is recommended that the pot is lined with foil and, if used outdoors, insulated with polystyrene.





## GENERAL TECHNICAL DATA

### Dimensions:

- width: 130 cm
- height: 100 mm
- depth: 46 mm

### Weight:

- 85 kg

### Materials:

- carbon steel, stainless steel or corten

ZANO


*Iwona Żaczek*

Product: Stilo planter  
 Catalog number:  
**06.148.L.1**  
 Designer: Iwona Żaczek

In accordance with the Polish Law on Copyright and Related Rights of 04.02.1994 (Official Journal of Laws No. 24, item 83, corrected: Journal of Laws No. 43, item 170) and in accordance with the EU copyright legislation including all EU directives and regulations on copyright, Zano Mirosław Zarotynski Company, reserves the copyright of drawings, descriptions, 3D models, renderings, graphics, content contained in offers, attachments to offers and all other documents. Its content is the intellectual property of ZANO Mirosław Zarotynski company. The use of author's ideas, solutions, copying, distribution of photos, graphics or fragments of graphics, descriptive texts, for profit, without the permission of the author - ZANO Mirosław Zarotynski company - is prohibited and constitutes a copyright infringement and is punishable.

**NOTE:** The drawings do not reflect the actual dimensions of the foundation. They are only exemplary assembly schemes taking into account the type of anchoring and the substrate material to which the furniture is to be fixed.

The size of the foundation depends on the local foundation conditions.



### INSTALLATION INTO PAVING WITH FOUNDATION

#### Description of the assembly

1. ZANO product
2. Quick-action fastener or chemical anchor
3. Stone paving / concrete paving / stone slabs / concrete slabs
4. Sand ballast (approx. 2 - 4 cm)
5. Stone aggregate substructure
6. Concrete foundation, class C16/20 (top surface concrete 10 cm below paving surface)
7. Ground



### INSTALLATION TO PAVING

#### Description of the assembly

1. ZANO product
2. Quick-action fastener or chemical anchor
3. Stone paving / concrete paving / stone slabs / concrete slabs
4. Sand ballast (approx. 2 - 4 cm)
5. Stone aggregate substructure
6. Ground



### CONCRETE / ASPHALT MOUNTING

#### Description of the assembly

1. ZANO product
2. Quick-action fastener or chemical anchor
3. Fixed hardened surface e.g. concrete or asphalt
4. Concrete foundation, class C16/20 (top surface concrete 10 cm below paving surface)
5. Stone aggregate substructure
6. Sand ballast (approx. 2 - 4 cm)
7. Ground



### MOUNTING TO CONCRETE FOUNDATION

#### Description of the assembly

1. ZANO product
2. Quick-action fastener or chemical anchor
3. Concrete foundation, class C16/20 (top surface concrete 10 cm below paving surface)
4. Ground