



## OPTIONS

### Construction:

- carbon steel (s235Jr)
- stainless steel (Aisi 304)

### Methods of installation:

- attached by bolts to foundation

## DESCRIPTION

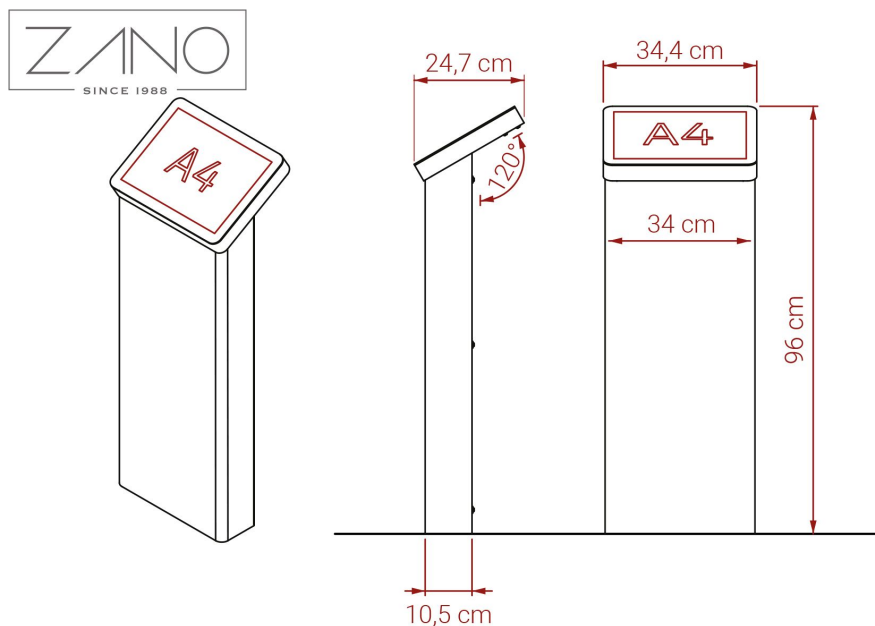
Contemporary, durable information boards with slightly rounded edges. Designed in four universal sizes of printing/etching area. Printing areas are standard A4, B2 and B1 formats.

The boards are available in four sizes from S to XL. The S,M models are designed to present short, concise information. They can be used as direction signs. L and XL models are designed to present more extensive content (e.g. maps of tourist trails, cities, airports, stations).

The steel construction guarantees resistance to weather conditions and long life of the boards. The structure can be made of stainless or carbon steel, galvanised and powder coated in the RAL colour indicated by the customer.

The boards are mounted to the ground by bolted to the concrete ground with anchors.





## GENERAL TECHNICAL DATA

**Dimensions:**

- width: 34 cm
- height: 96 cm
- depth: 25 cm

**Weight:**

- 21 kg

**Board surface:**

- 21 x 29,7 cm (A4)

**Materials:**

- Stainless steel
- Carbon steel, galvanised, painted in RAL colour

ZANO


*Iwona Żaczek*

Product:  
Scandik Information board  
Catalog number: **08.046.S**  
Designer: Iwona Żaczek

In accordance with the Polish Law on Copyright and Related Rights of 04.02.1994 (Official Journal of Laws No. 24, item 83, corrected: Journal of Laws No. 43, item 170) and in accordance with the EU copyright legislation including all EU directives and regulations on copyright, Zano Mirosław Zarotynski Company, reserves the copyright of drawings, descriptions, 3D models, renderings, graphics, content contained in offers, attachments to offers and all other documents. Its content is the intellectual property of ZANO Mirosław Zarotynski company. The use of author's ideas, solutions, copying, distribution of photos, graphics or fragments of graphics, descriptive texts, for profit, without the permission of the author - ZANO Mirosław Zarotynski company - is prohibited and constitutes a copyright infringement and is punishable.

**NOTE:** The drawings do not reflect the actual dimensions of the foundation. They are only exemplary assembly schemes taking into account the type of anchoring and the substrate material to which the furniture is to be fixed.

The size of the foundation depends on the local foundation conditions.



### INSTALLATION INTO PAVING WITH FOUNDATION

#### Description of the assembly

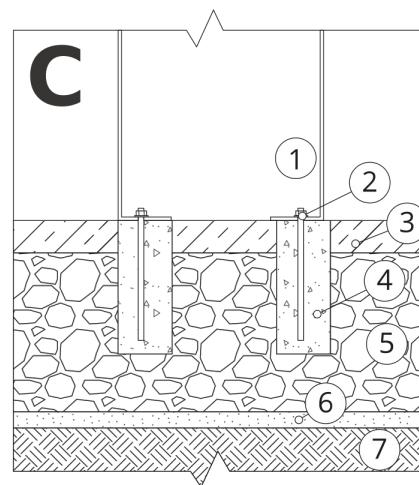
1. ZANO product
2. Quick-action fastener or chemical anchor
3. Stone paving / concrete paving / stone slabs / concrete slabs
4. Sand ballast (approx. 2 - 4 cm)
5. Stone aggregate substructure
6. Concrete foundation, class C16/20 (top surface concrete 10 cm below paving surface)
7. Ground



### INSTALLATION TO PAVING

#### Description of the assembly

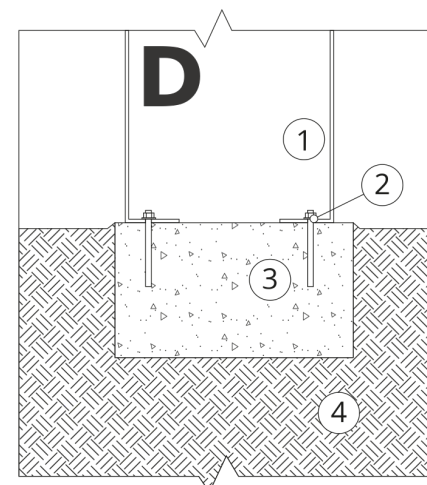
1. ZANO product
2. Quick-action fastener or chemical anchor
3. Stone paving / concrete paving / stone slabs / concrete slabs
4. Sand ballast (approx. 2 - 4 cm)
5. Stone aggregate substructure
6. Ground



### CONCRETE / ASPHALT MOUNTING

#### Description of the assembly

1. ZANO product
2. Quick-action fastener or chemical anchor
3. Fixed hardened surface e.g. concrete or asphalt
4. Concrete foundation, class C16/20 (top surface concrete 10 cm below paving surface)
5. Stone aggregate substructure
6. Sand ballast (approx. 2 - 4 cm)
7. Ground



### MOUNTING TO CONCRETE FOUNDATION

#### Description of the assembly

1. ZANO product
2. Quick-action fastener or chemical anchor
3. Concrete foundation, class C16/20 (top surface concrete 10 cm below paving surface)
4. Ground