



## OPTIONS

---

**Construction:**

- carbon steel (s235Jr)
- stainless steel (Aisi 304)

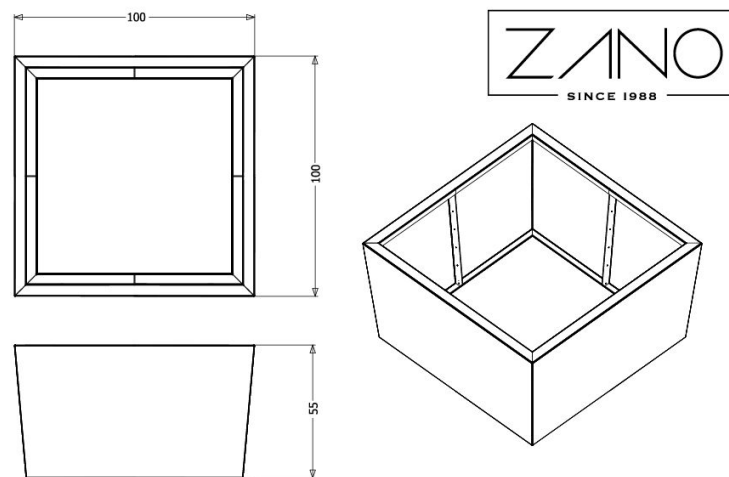
**Methods of installation:**

- free-standing
- attached by bolts to foundation

## DESCRIPTION

---

Tulip is a high-quality planter designed in clear modern style. Stainless steel garden planters, like Tulip, are beautiful and they will be a sturdy, long-lasting products. Tulip represents a unique range of planters which combine function and form with a unique polished finish of the stainless steel. This kind of material is also durable and low- maintenance. Tulip planters are available in a full range of sizes (from XS-XL) and colours (RAL palette). Tulip planters can be used to breathe new life into any urban space.



wartości podane są w centymetrach

## GENERAL TECHNICAL DATA

### Dimensions:

- height: 55 cm
- side width: 100 cm

### Weight:

- 56 kg

### Materials:

- carbon steel (structural) or stainless steel

ZANO

In accordance with the Polish Law on Copyright and Related Rights of 04.02.1994 (Official Journal of Laws No. 24, item 83, corrected: Journal of Laws No. 43, item 170) and in accordance with the EU copyright legislation including all EU directives and regulations on copyright, Zano Mirosław Zarotynski Company, reserves the copyright of drawings, descriptions, 3D models, renderings, graphics, content contained in offers, attachments to offers and all other documents. Its content is the intellectual property of ZANO Mirosław Zarotynski company. The use of author's ideas, solutions, copying, distribution of photos, graphics or fragments of graphics, descriptive texts, for profit, without the permission of the author - ZANO Mirosław Zarotynski company - is prohibited and constitutes a copyright infringement and is punishable.

**NOTE:** The drawings do not reflect the actual dimensions of the foundation. They are only exemplary assembly schemes taking into account the type of anchoring and the substrate material to which the furniture is to be fixed.

The size of the foundation depends on the local foundation conditions.



### INSTALLATION INTO PAVING WITH FOUNDATION

#### Description of the assembly

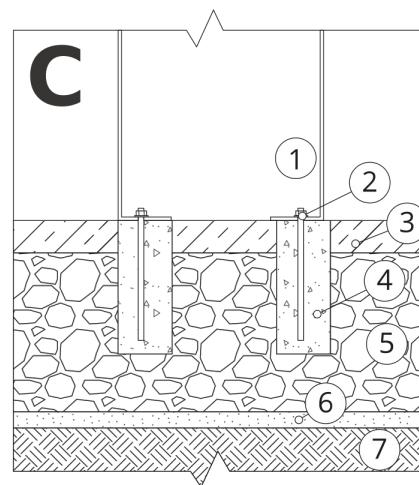
1. ZANO product
2. Quick-action fastener or chemical anchor
3. Stone paving / concrete paving / stone slabs / concrete slabs
4. Sand ballast (approx. 2 - 4 cm)
5. Stone aggregate substructure
6. Concrete foundation, class C16/20 (top surface concrete 10 cm below paving surface)
7. Ground



### INSTALLATION TO PAVING

#### Description of the assembly

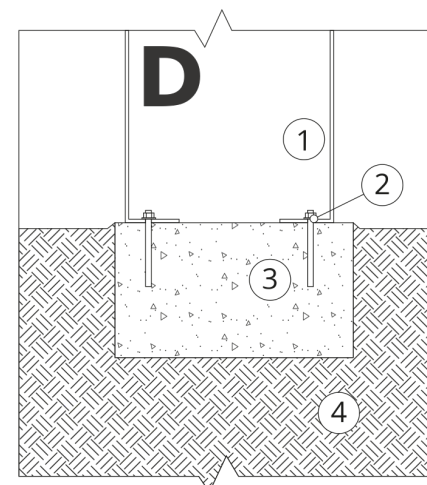
1. ZANO product
2. Quick-action fastener or chemical anchor
3. Stone paving / concrete paving / stone slabs / concrete slabs
4. Sand ballast (approx. 2 - 4 cm)
5. Stone aggregate substructure
6. Ground



### CONCRETE / ASPHALT MOUNTING

#### Description of the assembly

1. ZANO product
2. Quick-action fastener or chemical anchor
3. Fixed hardened surface e.g. concrete or asphalt
4. Concrete foundation, class C16/20 (top surface concrete 10 cm below paving surface)
5. Stone aggregate substructure
6. Sand ballast (approx. 2 - 4 cm)
7. Ground



### MOUNTING TO CONCRETE FOUNDATION

#### Description of the assembly

1. ZANO product
2. Quick-action fastener or chemical anchor
3. Concrete foundation, class C16/20 (top surface concrete 10 cm below paving surface)
4. Ground