



OPTIONS

Construction:

- carbon steel (s235Jr)
- stainless steel (Aisi 304)

Casing:

- soft wood
- hardwood of European origin
- hard wood (oil finish)
- premium hard wood
- concrete
- HPL

Methods of installation:

- attached by bolts to foundation

Ashtray:

- include

Container:

- galvanized steel container

DESCRIPTION

Altus 4-way recycling bin for segregated waste. The design of the waste bin is based on an aesthetic combination of steel and wood of the highest quality. The Altus bin can be made of structural steel (painted with RAL paint) or stainless steel, while the finish is made of spruce or exotic wood. Presented model has four chambers for waste - in each compartment there is a galvanized insert. When sorting waste, only the cartridge can be used, or disposable bags in recycling colours can be used. Altus is a very functional model - on each wooden slat there are milled inscriptions indicating the purpose of a given compartment. It is possible to customize the order by changing the inscriptions according to the customer's wishes. Altus recycling bin can be used...



GENERAL TECHNICAL DATA

Dimensions:

- height: 82 cm

Capacity:

- capacity: 200 l

Materials:

- stainless steel profiles
- galvanised sheet metal insert
- wooden planks

ZANO

In accordance with the Polish Law on Copyright and Related Rights of 04.02.1994 (Official Journal of Laws No. 24, item 83, corrected: Journal of Laws No. 43, item 170) and in accordance with the EU copyright legislation including all EU directives and regulations on copyright, Zano Mirosław Zarotynski Company, reserves the copyright of drawings, descriptions, 3D models, renderings, graphics, content contained in offers, attachments to offers and all other documents. Its content is the intellectual property of ZANO Mirosław Zarotynski company. The use of author's ideas, solutions, copying, distribution of photos, graphics or fragments of graphics, descriptive texts, for profit, without the permission of the author - ZANO Mirosław Zarotynski company - is prohibited and constitutes a copyright infringement and is punishable.

NOTE: The drawings do not reflect the actual dimensions of the foundation. They are only exemplary assembly schemes taking into account the type of anchoring and the substrate material to which the furniture is to be fixed.

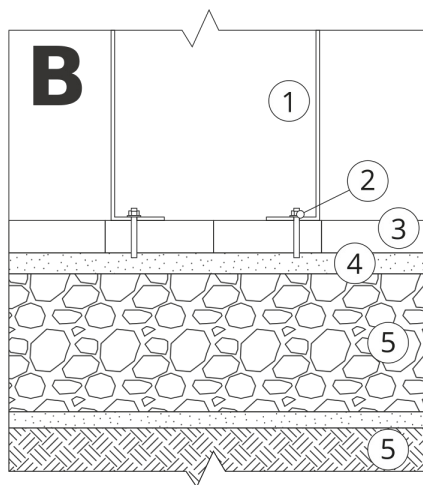
The size of the foundation depends on the local foundation conditions.



INSTALLATION INTO PAVING WITH FOUNDATION

Description of the assembly

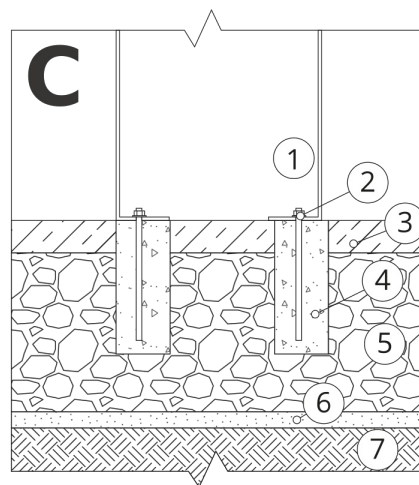
1. ZANO product
2. Quick-action fastener or chemical anchor
3. Stone paving / concrete paving / stone slabs / concrete slabs
4. Sand ballast (approx. 2 - 4 cm)
5. Stone aggregate substructure
6. Concrete foundation, class C16/20 (top surface concrete 10 cm below paving surface)
7. Ground



INSTALLATION TO PAVING

Description of the assembly

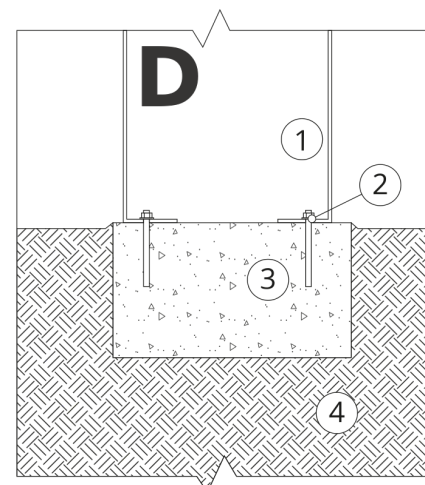
1. ZANO product
2. Quick-action fastener or chemical anchor
3. Stone paving / concrete paving / stone slabs / concrete slabs
4. Sand ballast (approx. 2 - 4 cm)
5. Stone aggregate substructure
6. Ground



CONCRETE / ASPHALT MOUNTING

Description of the assembly

1. ZANO product
2. Quick-action fastener or chemical anchor
3. Fixed hardened surface e.g. concrete or asphalt
4. Concrete foundation, class C16/20 (top surface concrete 10 cm below paving surface)
5. Stone aggregate substructure
6. Sand ballast (approx. 2 - 4 cm)
7. Ground



MOUNTING TO CONCRETE FOUNDATION

Description of the assembly

1. ZANO product
2. Quick-action fastener or chemical anchor
3. Concrete foundation, class C16/20 (top surface concrete 10 cm below paving surface)
4. Ground