



OPTIONS

Construction:

- carbon steel (s235Jr)
- stainless steel (Aisi 304)

Methods of installation:

- free-standing
- attached by bolts to foundation

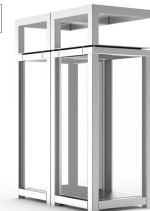
Container:

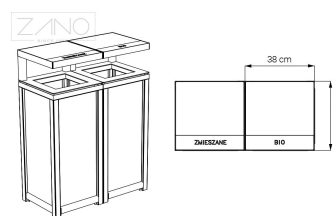
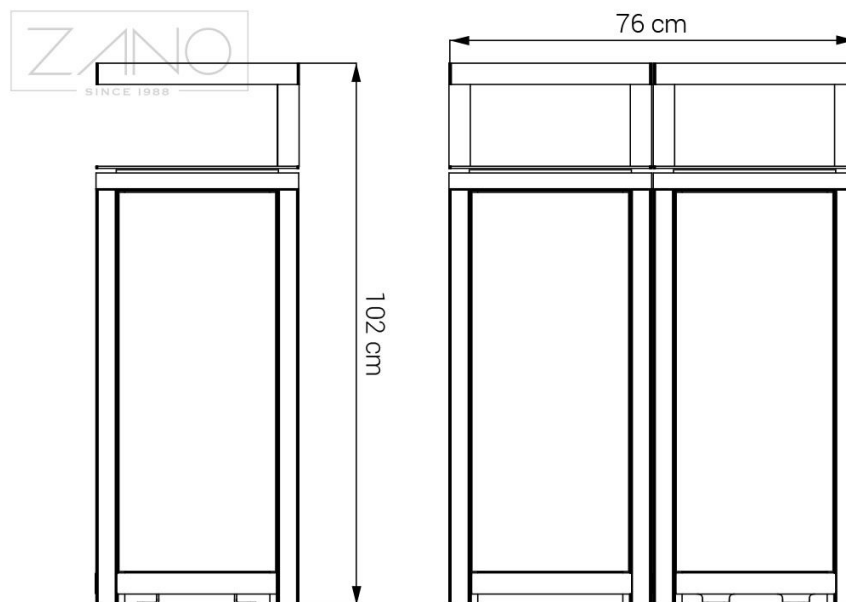
- none

DESCRIPTION

The Altus 15.254.4 recycling bin is a two-chamber external bin for separated waste. The bin has no internal inserts and its walls are made of acrylic, so when using transparent bags we have a better view of the waste inside. This is a protection resulting from certain anti-terrorist and anti-bombing standards. The frame of the bin is made of steel flat bars. We can choose between stainless steel or carbon steel painted in the RAL colour indicated by the customer.

We have more bins from the Altus line. You can choose from a variety of bins with walls made of steel, wood, HPL board and architectural concrete.





GENERAL TECHNICAL DATA

Dimensions:

- width: 76 cm
- height: 102 cm
- depth: 38 cm

Capacity:

- number of containers: 2 szt.
- capacity of one container: 50 l

Materials:

- profiles in stainless steel or optionally in painted carbon steel
- walls - acrylic glass (Plexiglas)

ZANO



Iwona Żaczek

Product: Recycling bin Altus
Catalog number: **15.252.4**
Designer: Iwona Żaczek

In accordance with the Polish Law on Copyright and Related Rights of 04.02.1994 (Official Journal of Laws No. 24, item 83, corrected: Journal of Laws No. 43, item 170) and in accordance with the EU copyright legislation including all EU directives and regulations on copyright, Zano Mirosław Zarotynski Company, reserves the copyright of drawings, descriptions, 3D models, renderings, graphics, content contained in offers, attachments to offers and all other documents. Its content is the intellectual property of ZANO Mirosław Zarotynski company. The use of author's ideas, solutions, copying, distribution of photos, graphics or fragments of graphics, descriptive texts, for profit, without the permission of the author - ZANO Mirosław Zarotynski company - is prohibited and constitutes a copyright infringement and is punishable.

NOTE: The drawings do not reflect the actual dimensions of the foundation. They are only exemplary assembly schemes taking into account the type of anchoring and the substrate material to which the furniture is to be fixed.

The size of the foundation depends on the local foundation conditions.



INSTALLATION INTO PAVING WITH FOUNDATION

Description of the assembly

1. ZANO product
2. Quick-action fastener or chemical anchor
3. Stone paving / concrete paving / stone slabs / concrete slabs
4. Sand ballast (approx. 2 - 4 cm)
5. Stone aggregate substructure
6. Concrete foundation, class C16/20 (top surface concrete 10 cm below paving surface)
7. Ground



INSTALLATION TO PAVING

Description of the assembly

1. ZANO product
2. Quick-action fastener or chemical anchor
3. Stone paving / concrete paving / stone slabs / concrete slabs
4. Sand ballast (approx. 2 - 4 cm)
5. Stone aggregate substructure
6. Ground



CONCRETE / ASPHALT MOUNTING

Description of the assembly

1. ZANO product
2. Quick-action fastener or chemical anchor
3. Fixed hardened surface e.g. concrete or asphalt
4. Concrete foundation, class C16/20 (top surface concrete 10 cm below paving surface)
5. Stone aggregate substructure
6. Sand ballast (approx. 2 - 4 cm)
7. Ground



MOUNTING TO CONCRETE FOUNDATION

Description of the assembly

1. ZANO product
2. Quick-action fastener or chemical anchor
3. Concrete foundation, class C16/20 (top surface concrete 10 cm below paving surface)
4. Ground