

## OPTIONS

### Construction:

- carbon steel (s235Jr)
- stainless steel (Aisi 304)



### Methods of installation:

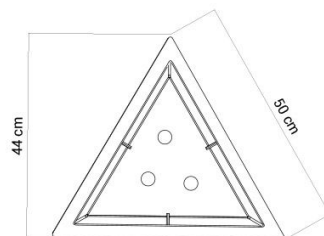
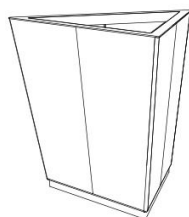
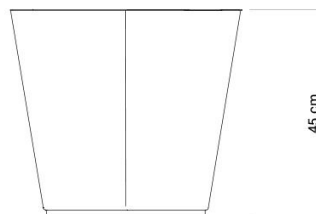
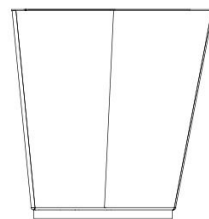
- free-standing
- attached by bolts to foundation

## DESCRIPTION

IVO planters are futuristic, geometric city pots based on an equilateral triangle. They are made of stainless steel or carbon steel painted in any RAL colour available in our offer.

IVO pots are available in four sizes. Their sizes have been designed to be freely combined with other Ivo line products. They can be set up as stand-alone units or with IVO city benches and trash cans.





## GENERAL TECHNICAL DATA

### Dimensions:

- width: 50 cm
- length: 44 cm
- height: 45 cm

### Materials:

- stainless steel or carbon steel

ZANO



*Iwona Żaczek*

Product: Donica IVO  
Catalog number: **06.045.S**  
Designer: Iwona Żaczek

In accordance with the Polish Law on Copyright and Related Rights of 04.02.1994 (Official Journal of Laws No. 24, item 83, corrected: Journal of Laws No. 43, item 170) and in accordance with the EU copyright legislation including all EU directives and regulations on copyright, Zano Mirosław Zarotynski Company, reserves the copyright of drawings, descriptions, 3D models, renderings, graphics, content contained in offers, attachments to offers and all other documents. Its content is the intellectual property of ZANO Mirosław Zarotynski company. The use of author's ideas, solutions, copying, distribution of photos, graphics or fragments of graphics, descriptive texts, for profit, without the permission of the author - ZANO Mirosław Zarotynski company - is prohibited and constitutes a copyright infringement and is punishable.

**NOTE:** The drawings do not reflect the actual dimensions of the foundation. They are only exemplary assembly schemes taking into account the type of anchoring and the substrate material to which the furniture is to be fixed.

The size of the foundation depends on the local foundation conditions.



### INSTALLATION INTO PAVING WITH FOUNDATION

#### Description of the assembly

1. ZANO product
2. Quick-action fastener or chemical anchor
3. Stone paving / concrete paving / stone slabs / concrete slabs
4. Sand ballast (approx. 2 - 4 cm)
5. Stone aggregate substructure
6. Concrete foundation, class C16/20 (top surface concrete 10 cm below paving surface)
7. Ground



### INSTALLATION TO PAVING

#### Description of the assembly

1. ZANO product
2. Quick-action fastener or chemical anchor
3. Stone paving / concrete paving / stone slabs / concrete slabs
4. Sand ballast (approx. 2 - 4 cm)
5. Stone aggregate substructure
6. Ground



### CONCRETE / ASPHALT MOUNTING

#### Description of the assembly

1. ZANO product
2. Quick-action fastener or chemical anchor
3. Fixed hardened surface e.g. concrete or asphalt
4. Concrete foundation, class C16/20 (top surface concrete 10 cm below paving surface)
5. Stone aggregate substructure
6. Sand ballast (approx. 2 - 4 cm)
7. Ground



### MOUNTING TO CONCRETE FOUNDATION

#### Description of the assembly

1. ZANO product
2. Quick-action fastener or chemical anchor
3. Concrete foundation, class C16/20 (top surface concrete 10 cm below paving surface)
4. Ground